



District Report Card: 2017


State: Jharkhand	District: Gumla
Class: 3	Subject: Language
Schools: 61	Students: 1011


Participation/Coverage


Students

 GENDER	Boys		Girls	
	Number	%	Number	%
	478	47.28	533	52.72

 AREA	Rural		Urban	
	Number	%	Number	%
	954	94.36	57	5.64

 CATEGORY	SC		ST		OBC		GEN	
	Number	%	Number	%	Number	%	Number	%
	69	6.82	767	75.87	155	15.33	20	1.98

 CWSN	LD	VI	HI	S&LD	ID	Oth
	1	10	2	1	2	13

 Management	Government		Government-aided	
	Number	%	Number	%
	786	77.74	225	22.26

Average Performance of Students in Language (%)

Overall	Gender		Area		Management		Social Group			
	Male	Female	Rural	Urban	Govt.	Aided	SC	ST	OBC	GEN
68.46	67.45	69.37	67.85	78.60	69.28	65.60	70.24	68.65	66.75	68.33

Performance on Learning Outcomes (LOs)

Learning Outcomes	Description	Average Performance(%)
L304	Reads small texts with comprehension i.e., identifies main ideas, details, sequence and draws conclusions	69.83
L312	Reads printed scripts on the classroom walls: poems, posters, charts etc.	65.72

Range of Performance of Students who Answered Correctly							
Below 30%		30% - 50%		50% - 75%		Above 75%	
Number	%	Number	%	Number	%	Number	%
68	6.73	155	15.33	350	34.62	438	43.32

Lowest Performing Learning Outcomes (LOs)

- 1 - Reads printed scripts on the classroom walls: poems, posters, charts etc. (65.72)
- 2 - Reads small texts with comprehension i.e., identifies main ideas, details, sequence and draws conclusions (69.83)